



CULTIVATE

THE ENTIRE SURFACE FROM 2 CM (1").



Precision cultivator

TG 3.0m - 7.2m (10 - 24 ft)

TGA 3.0m - 5.6m (10 - 18 ft)



Contents

Page

3-point cultivator TGA

8

Cultivator TG

12

Our TREFFLER cultivator system: 100% cut from 2 cm (1").

For shallow soil cultivation.



✓ **Shallow work from a working depth of 2 cm (1")**

Each patented tine is individually pivot-mounted on the frame and loaded with a leaf spring package. Thanks to the tine pivot point in front of the sweep tip, the sweep's working position does not significantly change, shallow work is the result.

✓ **Full surface cutting**

The sweeps' 8 cm (3") overlap means the soil is cut over the entire surface. Together with the shallow work this guarantees faster drying of the plants, which are separated from the root.

✓ **Stable tines**

The wide bearing and the use of Hardox steel for the tines ensure precise lateral guidance. This guarantees a full-surface, streak-free job.

✓ **Sharp carbide sweeps**

The TREFFLER sweeps developed in-house are optimised for perfect cutting results. Thanks to the sharp cut, the soil is not smeared and the traction power requirement is reduced.

✓ **Work free from side pull**

Just like the mounted version that is symmetrically build, the 4-bar precision cultivator makes a lasting impression with its performance, free of any side pull.

✓ **A tried-and-tested system for many years**

Our TREFFLER cultivators have been impressing customers world-wide on farms of all sizes.

Mechanical and effective

Master challenges.



Volunteer seeds

For a high-yielding successive crop, control volunteer seeds straight after harvesting. With particularly shallow work from 2 cm (1"), volunteer seeds are only lightly covered with soil and can still emerge. Control any plants that emerge in the next operation round.



Perennial weeds

Control perennial weeds by cutting across the entire surface with the TREFFLER sweeps. Use the 3-row harrow option to bring the cut roots to the soil's surface to dry out.



Catch crop termination

Successfully kill catch crops by cutting them flush with the ground. This saves soil moisture and nutrients for the next crop.



Dryness

Save soil moisture for your next crop. The shallow working depth from 2 cm (1") and the full-coverage cut break capillaries, minimise soil movement and kill plant capillaries quickly.

Nutrient management

Increase the next crop's yield by moving very little soil and thus only very slightly stimulating mineralisation.

Grass-clover termination

Dry out clover grass quickly by cutting the plant flat at the root with the sharp TREFFLER sweeps. The 3-row harrow deposits the cut plants loosely on the surface.

Innovative and reliable

Patented technology ensures success.

Tines



Standard tines

Standard

It is only possible to swerve backwards and upwards. The pivot point is approx. 1 m (39") high and 25 cm (9") in front of the sweep tip for accurate depth control based on traction resistance. All this without significantly changing the sweeps' work position. The shear bolt responds in case of overload (from 1100 kg (2425 lb)).



Hydraulic stone protection

Optional

The tine with hydraulic overload protection is also spring-loaded with a leaf spring pack. Like the standard tine, the design lends itself to keeping the sweeps' working position essentially the same. Here, the triggering force can be optimised to suit the soil conditions.

Sweeps



Standard sweep

Standard


6 mm (0.2") -thick sweep offering precision cutting. Self-sharpening and basic service life.



Fine-cut carbide sweep

Optional

10 mm (0.3") -thick carbide sweep with excellent cutting properties. Consistent work quality over a long service life. Particularly good penetration into richly rooted soil and dry conditions.



Serrated carbide sweep

Optional

Serrated, 10 mm (0.3") -thick carbide sweep with consistent work quality over a long service life. Particularly good penetration into the soil under straw-rich and dry conditions as well. Advised for stony soils.



Carbide-tipped chisel sweep

Optional

The long-lasting variant for richly rooted soil. 45 mm (1") wide chisel sweep for consistent work quality and work up to 18 cm (7") working depth.





Precision 3-point cultivator TGA

TGA cultivator system for the 3-point.

Thanks to the ingenious, patented tine system, the precision cultivator is the right tool for mastering many arable farming challenges (see pages 4-5). We developed the precision 3-point cultivator so that your 3-point machine operation can reap the same benefits

as the TG (trailed version). The special feature: You can use this cultivator with or without a packer thanks to the tandem support wheels. Very beneficial, the TGA can be front and rear mounted.

Your perfectly equipped TGA.



Tandem support wheels

Standard

Tandem support wheels provide front depth guidance. They halve the influence of ground unevenness, such as combine tracks. This is essential for particularly shallow work.



Furrow closer levelling tines

Standard


Furrow closer levelling tines run behind the cultivator area to level the soil again and leave a clean tillage horizon for subsequent tillage operations.



3-row harrow

Optional


Weeds or grass clover tops must be loosely deposited on the surface to let them dry out. With its stable-line tines, the 3-row harrow is an additional support.



Hydraulic adaptation with quick-change system

Optional


The trailing rollers are attached via an adjustable eccentric bolt. The support arms are lowered hydraulically for quick hitching of the rollers. The working depth is adjusted via distance blocks on the hydraulic cylinder.



Spring cage roller with square tube profile

Optional

The packer for self-cleaning reconsolidation with a 600 mm (23") diameter. Moving Hardox strips ensure self-cleaning. In addition, stones cannot get trapped between the strips.



Tube bar roller

Optional

The single packer with a 600 mm (23") diameter. For applications with few stones.



Double crumbler roller

Optional

The 360 mm (14") and 320 mm (12") diameter crumbler rollers with the 3-point cultivator become the perfect combination for seedbeds. Full-coverage undercutting from 2 cm (1") before sowing and optimum crumbling.





Precision cultivator TG

TG semi-mounted and trailed cultivator system.

Combine the advantages of our patented tine system with the features of a trailed cultivator. Benefit from lower tractive power requirements, less soil compaction on the head-

land and a particularly short design thanks to our innovative levelling tines, which swing under the lifted chassis during work.


Your perfectly equipped TG.



Lower link hitching

Standard

Lower link hitching with 100° turning angle. Optimum turning angle for tight cornering on the headland.



Tractive power booster

Optional

Less fuel consumption with greater power transmission. Transfer the forces from the cultivator to the tractor – but only when required. This allows you to protect the soil by working without any unnecessary ballast on the rear axle.



Hydraulic swivel levelling tines

Standard

The levelling tines are swivelled out around the tyres by a folding mechanism when the cultivator is lifted and brought back into the working position when it is lowered. This enables the cultivator's overall length to be kept short.



Levelling tines

Standard

Furrow closer levelling tines run behind the cultivator area to level the soil and leave a clean tillage horizon for subsequent tillage operations.



Tandem support wheels

Standard

Tandem support wheels provide front depth guidance. They halve the influence of ground unevenness, such as combine tracks. This is essential for particularly shallow work.



Chassis and wheels

Standard

The small undercarriage is the lightweight solution for working widths up to 5 m (196") with tyre size 500/50-17. Optionally, size 500/50 - R17 is available. The large undercarriage from 4.40 m (173") working width is the solution for high area output with tyre size 710/45-R22.5 and the Michelin Trail X-BIB tyre.



3-row harrow

Optional

Weeds or grass clover tops must be loosely deposited on the surface to let them dry out. With its stable-line tines, the 3-row harrow is an additional support.




Seeding system

Optional

A seeder mounted on the machine or a front seed hopper dispenses the seed and plants the seed in the soil directly behind the tines. Spread it over baffles or use double disc shares.


Ideal reconsolidation.



Angle profile

Standard


Good load capacity and reconsolidation for applications with few stones. For simple sites with sandy or muddy soils without stones, we recommend two roof profiles.



Disc packer

Standard


Successful breaking up of heavy, cloddy soil in conditions with few stones.



T profile

Standard

For breaking up stony, cloddy soils. Impressive load capacity. Good self-propulsion as earth builds up in the sides of the T profile. This ensures that the soil is not smeared, with unhindered gas exchange and quiet operation.



U profile

Standard

The first choice for stony soils. Impressively high load capacity.

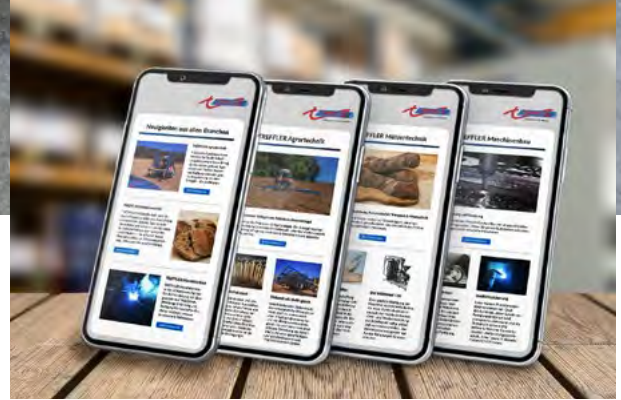
Technical data TGA/TG

3-point cultivator TGA

Modell	Working width (cm/ft)	Weight (kg/lb)	Transport width (m/ft)	Tractive power requirement from (kW/HP)	Hydraulic folding	Additional equipment rollers
TGA 300	300 cm 9' 10"	1000 kg 2205 lb	3,00 m 9' 10"	65/88	–	✓
TGA 430	430 cm 14' 1"	1900 kg 4189 lb	3,00 m 9' 10"	88/120	✓	✓
TGA 560	560 cm 18' 4"	2400 kg 5291 lb	3,00 m 9' 10"	136/185	✓	–

Cultivator TG

Modell	Working width (cm/ft)	Weight (kg/lb)	Transport width (m/ft)	Tractive power requirement from (kW/HP)	Hydraulic folding
TG 300	300 cm 9' 10"	3300 kg 7275 lb	3,00 m 9' 10"	66/90	–
TG 440	440 cm 14' 5"	5200 kg 11464 lb	3,00 m 9' 10"	88/120	✓
TG 500	500 cm 16' 5"	5900 kg 13007 lb	3,00 m 9' 10"	102/140	✓
TG 580	580 cm 19'	7000 kg 15432 lb	3,00 m 9' 10"	110/150	✓
TG 615	615 cm 20' 4"	7400 kg 16314 lb	3,00 m 9' 10"	132/180	✓
TG 720	720 cm 23' 7"	8600 kg 18960 lb	3,00 m 9' 10"	147/200	✓



Our services

Reliable, we are here for you.

Quality only arises together. In the team. From our agricultural or milling technology to distribution or customer service- at TREFFLER we provide you with a wide range of services. One thing that unites us all: your satisfaction as our customers. We look forward to serving you.

- Extensive advice, even after the purchase
- Competent service support, also via e-mail to service@treffler.net
- Service on-site with the TREFFLER service vehicle



The company

Quality and precision, always aiming for a better future.

With tradition comes responsibility. That is why today we are also thinking about tomorrow. We demand a lot- both of ourselves and the quality of our

products- always exploring and creating innovative solutions for even the most complex issues. This defines the culture and the mindset of our company.



GET A GRIP ON YOUR WEEDS. MECHANICALLY.

TS-series



TF-series



TKM-series



TH-series



TSW-series



Your TREFFLER distributor:

TREFFLER ■ **Man@Machine**
OrganicMachinery.net

TREFFLER-Man@Machine B.V.

Ana and Jos Pelgröm
Molenstraat 4
4364 AA Grijskerke
The Netherlands

T: +31 (0) 6 300 35 123
treffler@manatmachine.com
www.OrganicMachinery.net

TREFFLER Maschinenbau GmbH & Co. KG

Reichersteiner Straße 24
86554 Pöttmes-Echsheim, Germany
Phone: +49 (0) 82 53 / 99 58-0
Fax: +49 (0) 82 53 / 99 58-70

info@treffler.net
www.treffler.net

Dimensions and specifications are approximate and non-binding.
Technical information subject to changes without prior notice.
Copyright © 01/23 TREFFLER Maschinenbau GmbH & Co. KG