



PRECISION
SPRING-TOOTH CULTIVATOR
PERFECT SOIL PREPARATION FOR WEED-FREE CROP PRODUCTION
TF300 – TF650 SERIES

www.treffler.net



Innovative spring-tooth cultivator

Applications

Due to their overall design, conventional spring-tooth cultivators have only a small ground clearance (30 cm) and are therefore prone to blockage. They also have the disadvantage that the tines might be diverted to the side, leaving behind unworked rows.

Because the pivot is located right above the tip of the tine, they do not always reach the ground. Conventional 4-beam spring-tooth cultivators with a row distance of 10 cm are therefore unable to loosen the soil across the



entire worked area. In addition, they are unsuitable for stubble fields, as they are prone to blocking. The new Treffler model presents a cultivator with a frame height of 70 cm. This height significantly reduces the risk of blockage. The pivot is positioned approx. 15 cm in front of the tine tip, which means that a tine encountering resistance is automatically pushed upwards, ensuring precision depth control (draft control). In spite of the

1 Spring-tooth cultivator attached to slurry spreader

2 Excellent soil preparation thanks to flexible side parts

3 Spring-tooth cultivator working stubble field



fact that the tines are 70 cm long, they cannot be deviated to the side, as they are made from 60 mm wide sprung flat steel. By combining this tine construction with a 6-beam frame, a row distance of 9.7 cm and levellers, the Treffler precision spring-tooth cultivator guarantees perfect soil working across the machine's operational width. This is particularly important for all growers because as many weed seeds as possible must germinate before the crop is sown. These weeds are then destroyed during crop seeding.





Levellers

The two-pronged levellers flatten the soil surface. If necessary, a second run at right angles to the first one can be performed. The resulting flattened ground makes subsequent rolling much more effective.

Cultivator weeder

If required, the tried and tested 3-beam cultivator weeder of our cultivator series can be installed.

Economical

With a fuel consumption of only around 4-5 litres per hectare, the TF series is the low-energy solution farmers are looking for.

Straw cultivating

Run the cultivator diagonally across the harvester tracks to achieve a more even distribution of the straw soil cover.

Particularly suitable for weed control in weed-prone

cultures such as corn, soy beans and vegetables. A few weeks prior to sowing, work the soil once, or several times over a few days, to a depth of approximately 6-8 cm. If necessary, roll it to stimulate germination of the weed seeds.

Stubble tillage

Begin by working the soil with a TGA cultivator and duck foot tines. Afterwards cut weeds are placed on the surface where they dry using the TF cultivator. This stimulates germination of the lost crop and weed seeds.

Cover crop sowing

The spring-tooth cultivator can be equipped with a pneumatic seed drill, placing the seeds in front of the tines.

Ploughless breaking up of grass clover or other green manure crops.


After having worked the soil with a TGA cultivator with duck foot tines, the clover can be turned with the spring-tooth cultivator for drying.

Working in of slurry

The machines of the TF series are ideal for the working in of slurry and can even be mounted directly on the slurry spreader.

Springtime levelling

Compared with conventional levellers, the Treffler spring-tooth cultivator is easier to pull, mobilises more weed seeds and is more effective against root spreading weeds.



1 TF650 in transport position

3 Support wheels 18 x 8.5, adjustable in height; available with optional crank mechanism

5 Patented flat steel tines

2 Model with two-pronged levellers

4 Model with 3-beam harrow weeder

6 Spring-loaded tilling roller for models TF300 – TF650



Optional equipment:


Pneumatic seed drill, tank capacity 200 or 400 litres.

The seeds can be spread by means of a baffle plate or the spring tines.


The blower drive is available in 3 versions:

- Electric blower with 2 motors, 12 V
- Hydraulic drive
- PTO blower

8 mm spring tines with
duckfoot tines made in 3 mm Hardox steel



Spring tines 6 or 8 mm thick with cultivating
blades made in 3 mm Hardox steel



Type	Working width	Transport width	Sections	Tines	Tine spacing	Support wheels	Weight (approx.)	Traction force (approx.)
TF 300	3.00 m	2.99 m	1 x 3.00 m	31	9.7 cm	2	700 kg	37 kW / 50 HP
TF 420	4.20 m	2.99 m	1 x 2.99 m / 2 x 0.60 m	43	9.7 cm	2	900 kg	52 kW / 70 HP
TF 530	5.30 m	2.99 m	1 x 2.99 m / 2 x 1.15 m	55	9.7 cm	4	1100 kg	66 kW / 90 HP
TF 650	6.50 m	2.99 m	1 x 2.99 m / 2 x 1.75 m	67	9.7 cm	4	1300 kg	81 kW / 110 HP

TECHNICAL DATA



Available from

M@M
manatmachine.com

Ana en Jos Pelgröm

+31 630035123

+31 644428391

info@manatmachine.com



TREFFLER MASCHINENBAU GMBH & CO. KG

Reichersteiner Straße 24
86554 Pöttmes-Echshelm

Phone: +49 (0) 82 53-99 58-0

Fax: +49 (0) 82 53-99 58-70

E-mail: info@treffler.net

www.treffler.net

Dimensions and specifications are approximate and non-binding.
Technical information subject to changes without prior notice. Copyright © 03/15 Maschinenbau Treffler.