



# HOEING

## CLOSE TO THE CROP ROW



## Precision Hoe

THP 3.0m - 6.0m (9 - 19ft)

TH 3.0m - 6.0m (9 - 19ft)





Table of Contents

Page

Parallelogram hoeing machine THP 4

Hoeing machine TH 10





Mechanical and precise

# Overcoming challenges.

Hoeing machines cut down and bury larger weeds with great efficiency. Adaptation to a wide variety of crops and conditions as well as precise row guidance ensure minimal damage to the crops and reduce fatigue during

operation. Discover our hoeing machines from the TH and THP series, which could hardly be more different, and yet both can be successfully used for weed control in a wide range of crops and conditions.







Precise hoeing. Right up to the plants.

# Precision parallelogram hoeing machine THP



## ✓ Central adjustment of the hoeing tools relative to the row

The patented sliding system using chromium-plated shafts ensures time-saving adaptation of the hoeing tools up close to the plant row – even while driving.

Benefit from the advantages of the time-saving adjustment:

- For heterogeneous crops
- Changing between fields with different crops at different stages.
- Changing soil types and conditions

## ✓ Sliding frame with camera control

Camera-controlled row guidance via sliding frame, teachable with artificial intelligence.

## ✓ Section lifting

The single row lifting of the parallelograms increases plant protection on irregular fields - overlaps on the headlands are a thing of the past.

## ✓ Pressurisation of the parallelograms

Hydraulic pressurisation of the parallelograms for better penetration.

## ✓ Relieving the parallelograms

Hydraulic relieving of the parallelogram for operation on soils with low load-bearing capacity.

## ✓ Positioning of the individual hoe sections between or above the rows

Large adjustment range of the sliding frame for operation above or between the plant rows.

## ✓ Laterally stable tines

The laterally stable design of the tools supports operation right up to the plant row and increases the control success of the hoeing machine.

Innovative and unique

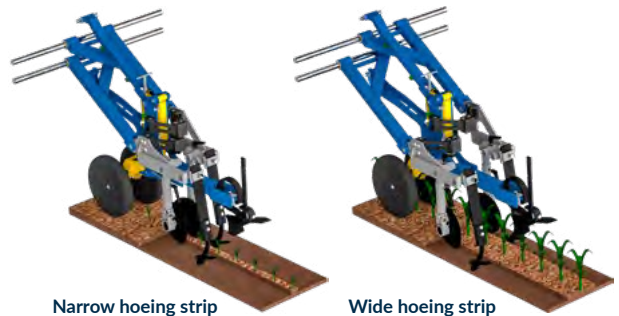
# Success with patented technology.



## Hoeing strip adjustment


**Standard**

Thanks to the patented adjustment of the hoeing tools, they can be moved closer to or further from the plant rows. Central continuous adjustment of the hoeing strip width between 3 cm (1") and 17 cm (7"), even during field operation, thus saving precious time.



Narrow hoeing strip


Wide hoeing strip



## Sliding frame

**Standard**

The adjustment range of the sliding frame of 1000 mm (3'3") enables operation over and between the plant rows - with just one hoeing machine. As a result, hoeing can be performed over the row in the early stages and between the rows at later stages.



Over the row

Between the rows





### Camera system

**Standard**

The camera system allows super easy adjustment and operation of the sliding frame. It is therefore not necessary to select the crop, plant colour and height.



### Parallelogram lifting

**Standard**

The design of the parallelogram enables lifting by 600 mm (1'11"). This ensures the greatest possible protection for the plants, even in tall crops - especially when using sharp shares.



### Pressurisation

**Standard**

The parallelogram can be pressurised with up to 150 kg (331 lb) and therefore ensure better penetration into the soil. The parallelogram can also be relieved if necessary.



### Sturdy frame design

**Standard**

The double bearing of the rear frame ensures increased stability and durability of the frame structure. Front suspension is possible as an option.

# The perfect equipment for your THP.



## Duckfoot share

**Optional**

The classic on hoeing machines - shallow cutting of weeds with minimal ridging effect. Available in different share widths.



## Rotavator blade

**Optional**

The combination: shallow cutting of weeds and simultaneous protection of the crops against burying.



## Cutting discs

**Optional**

The tool for precise operation on the plant row. Thanks to precise cutting of the soil and simultaneous throwing of soil onto the plant row.



## Harrow tines

**Optional**

The solution for weed control on the plant row: The trusted TREFFLER harrow system as a tool in a hoeing machine.











Easy mounting. Precise row guidance.

# Precision hoeing machine TH

## ✓ Precise row guidance via furrows in the soil

The heart of the 3-beam hoeing machine is the row guidance in the soil furrows that were created while seeding. A tine without lateral play is the decisive element. The well-known and patented tine from the precision spring-tooth cultivator meets these requirements.

## ✓ Lightweight design

The slender yet sturdy frame enables operation with lighter and smaller tractors. This minimises soil compaction.

## ✓ Suitable tools for any application

Different crops and soils require different tools or tool combinations. Distribute suitable tools on the 3 beams of the hoeing machine.

## ✓ Blind hoeing possible

Because the furrows for controlling the hoe were already established while seeding, pre-emergence hoeing can be performed ("blind hoeing").

## ✓ Favourable row guidance

The furrows that are established while seeding serve to guide the hoeing machine. As a result, expensive camera technology is not required for track detection.

## ✓ Hoeing until full crop cover

Thanks to the high clearance of the frame of 700mm (2'4"), hoeing can be performed until full crop cover - this protects the crops to the greatest extent possible.





Simple yet precise

# Track guidance



## Creating the track guidance furrows

The TREFFLER spring-tooth cultivator is installed centred between the seeding units. This patented tine cannot deflect laterally and therefore produces a precise furrow.



## Blind hoeing

Pre-emergence hoeing and burying the seed row in maize or soya controls weeds very successfully. Subsequently, the soil can be harrowed out of the row with the TREFFLER harrow when the next wave of weeds emerges.



## Hoeing in the crop

Burying weeds on the crop plant row with shallow ridgers achieves high control success.




## Hoeing in tall crops

Strong ridging up of the crops is the goal of the last work pass. In doing so, the implement can be driven through the stable furrow at speeds of up to 15 km/h.



Universal and reliable

# Success with patented technology.



## 3-beam frame

**Standard**

The 3-beam layout of the hoeing machine enables maximum freedom for the position and combination of tools. As a standard, the 1st beam is equipped with the guidance tines

## Patented tines

**Standard**

Despite its length of 70 (2'3") cm, the patented tine cannot deflect laterally due to its 60 (2")-mm wide flat steel spring system. The pivot point, positioned approx. 15 cm (5") in front of the tine tip, ensures uniform depth control. Similar to that of a parallelogram.



## Front-/rear-mounting

**Standard**

As a standard, the implement is delivered with a front and rear hitch. This provides maximum flexibility.



## Support wheels

**Standard**

The large-volume support wheels with a size of 195/55 R10C control the depth of the hoeing machine and tools. The working depth is adjusted with a series of holes as a standard. A crank can be equipped as an option.



# The perfect equipment for your TH.



## RH share

**Standard**

The 45 mm (1.7")-wide RH share is the choice for full-area breaking of the soil. The share is self-sharpening, provides excellent crumbling, and combs weed roots up to the soil surface.



## Duckfoot share

**Optional**

The duckfoot share is the right choice for full-area cutting of the soil and when working on pre-cultivated fields. This share is 160 mm (6") wide and made of 3 mm (0.1")-thick Hardox steel.



## Sickle share

**Optional**

In addition to good crumbling properties, the 45 mm (1.7")-wide, self-sharpening sickle share also provides very good results when combing out weed roots. Moreover, it works with better penetrating behavior in dry soils.



## Cultivator share

**Optional**

The 45 mm (1.7")-wide cultivator share leaves a lasting impression with its good crumbling properties and good results when combing out weed roots.





### Shallow ridger

**Optional**

The tool for burying weeds in early development stages.



### Drag blade

**Optional**

For full-area undercutting of weeds between the rows with a slight ridging effect on the row.



### Torsion tines

**Optional**

The tine for great results from hoeing as close as possible to the row or for uprooting large weeds and then burying them.



### Section lifting

**Optional**

To prevent overlaps on the headlands, the hoeing machine can be equipped with a section lifting system.



# Technical Data THP

Model	Working width (cm/ft)	Row spacing (cm/ft)	Weight with full equipment (kg/lb)	Transport width (m/ft)	Tractive power requirement above (kW/HP)
THP300/50	300 cm 9' 10"	50 cm 1' 8"	1500 kg 3307 lb	3,00 m 9' 10"	55/75
THP600/50	600 19' 8"	50 cm 1' 8"	2900 kg 6393 lb	6,00 m 19' 8"	73/100
THP300/75	300 cm 9' 10"	75 cm 2' 6"	1350 2976 lb	3,00 m 9' 10"	55/75
THP600/75	600 19' 8"	75 cm 2' 6"	2580 5688 lb	6,00 m 19' 8"	73/100



You can request information on other models by phone or online at [www.treffler.net](http://www.treffler.net)



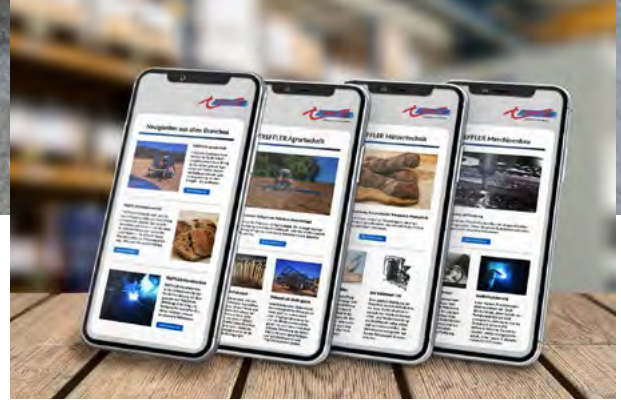


# Technical Data TH

Model	Working width (cm)	Row spacing (cm)	Weight (kg)	Transport width (m)	Tractive power requirement above (kW/HP)
TH250/12.5	250 cm 8' 2"	12.5 cm 0' 5"	280 kg 617 lb	2.50 m 8' 2"	22/30
TH300/12.5	300 cm 9' 10"	12.5 cm 0' 5"	322 kg 710 lb	3,00 m 9' 10"	22/30
TH300/15	300 cm 9' 10"	15.0 cm 0' 6"	290 kg 639 lb	3,00 m 9' 10"	33/45
TH300/25	300 cm 9' 10"	25.0 cm 0' 10"	260 kg 573 lb	3,00 m 9' 10"	37/50
TH300/30	300 cm 9' 10"	30.0 cm 0' 12"	250 kg 551 lb	3,00 m 9' 10"	37/50
TH180/45	180 cm 5' 11"	45.0 cm 1' 6"	350 kg 772 lb	2.10 m 6' 11"	22/30
TH270/45	270 cm 8' 10"	45.0 cm 1' 6"	480 kg 1058 lb	2.98 m 9' 9"	33/45
TH360/45	360 cm 11' 10"	45.0 cm 1' 6"	650 kg 1433 lb	3,00 m 9' 10"	44/60
TH540/45	540 cm 17' 9"	45.0 cm 1' 6"	890 kg 1962 lb	3,00 m 9' 10"	55/75
TH200/50	200 cm 6' 7"	50 cm 1' 8"	370 kg 816 lb	2.30 m 7' 7"	22/30
TH300/50	300 cm 9' 10"	50 cm 1' 8"	510 kg 1124 lb	3,00 m 9' 10"	33/45
TH400/50	400 cm 13' 1"	50 cm 1' 8"	670 kg 1477 lb	3,00 m 9' 10"	48/65
TH600/50	600 19' 8"	50 cm 1' 8"	970 kg 2138 lb	3,00 m 9' 10"	59/80
TH380/55	380 cm 12' 6"	55.0 cm 1' 10"	630 kg 1389 lb	3,00 m 9' 10"	44/60
TH300/75	300 cm 9' 10"	75 cm 2' 6"	540 kg 1191 lb	3,00 m 9' 10"	26/35
TH470/75	470 cm 15' 5"	75 cm 2' 6"	895 kg 1973 lb	3,00 m 9' 10"	33/45
TH600/75	600 cm 19' 8"	75 cm 2' 6"	990 kg 2183 lb	3,00 m 9' 10"	48/65
TH900/75	900 cm 29' 6"	75 cm 2' 6"	1450 kg 3197 lb	3,00 m 9' 10"	59/80







Our service

# Reliable, we are here for you.

Quality only arises together. In the team. From our agricultural or milling technology to distribution or customer service- at TREFFLER we provide you with a wide range of services. One thing that unites us all: your satisfaction as our customers. We look forward to serving you.

- Extensive advice, even after the purchase
- Competent service support, also via e-mail to [service@treffler.net](mailto:service@treffler.net)
- Service on-site with the TREFFLER service vehicle





The company

# Quality and precision, always aiming for a better future.

With tradition comes responsibility. That is why today we are also thinking about tomorrow. We demand a lot- both of ourselves and the quality of our

products- always exploring and creating innovative solutions for even the most complex issues. This defines the culture and the mindset of our company.





# GET A GRIP ON YOUR WEEDS. MECHANICALLY.



Your TREFFLER distributor:

**TREFFLER** ■ **Man@Machine**  
**OrganicMachinery.net**

TREFFLER-Man@Machine B.V.

Ana and Jos Pelgröm  
Molenstraat 4  
4364 AA Grijpskerke  
The Netherlands

T: +31 (0) 6 300 35 123  
treffler@manatmachine.com  
www.OrganicMachinery.net

TREFFLER Maschinenbau GmbH & Co. KG

Reichersteiner Straße 24  
86554 Pöttmes-Echsheim, Germany  
Phone: +49 (0) 82 53 / 99 58-0  
Fax: +49 (0) 82 53 / 99 58-70

info@treffler.net  
www.treffler.net

Dimensions and specifications are approximate and non-binding.  
Technical information subject to changes without prior notice.  
Copyright © 06/23 TREFFLER Maschinenbau GmbH & Co. KG